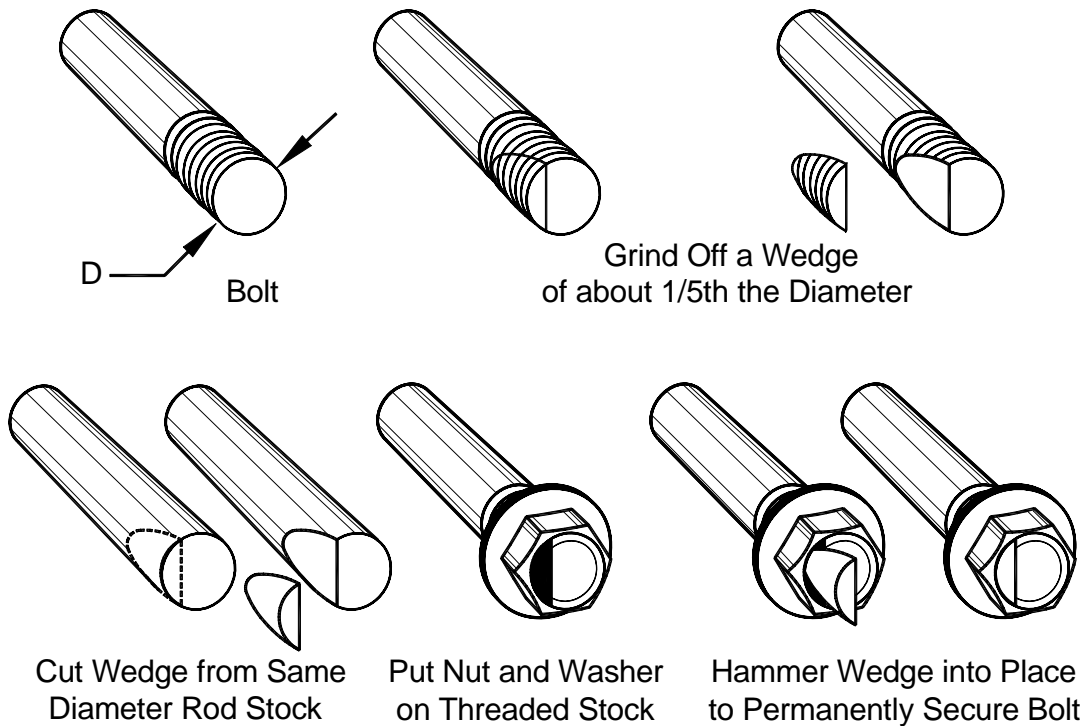
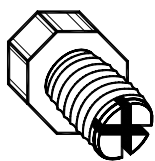


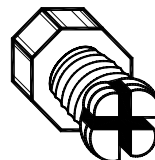
Using a Steel Wedge to Secure a Nut



Mushrooming End of a Bolt to Secure a Nut

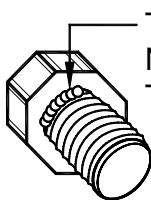


To Secure Nut on Shaft without Use of Electric Welding, Cut 2 Slots on End of Bolt



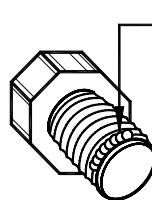
Heat End of Threads to Dull Red and Hammer into Mushroom

Welding Nut in Place



To Prevent Movement of Nut, Apply Weld Bead to Threads and Nut

Welding End of Bolt



To Prevent Nut Removal but Allow Adjustment, Apply Bead to End of Bolt